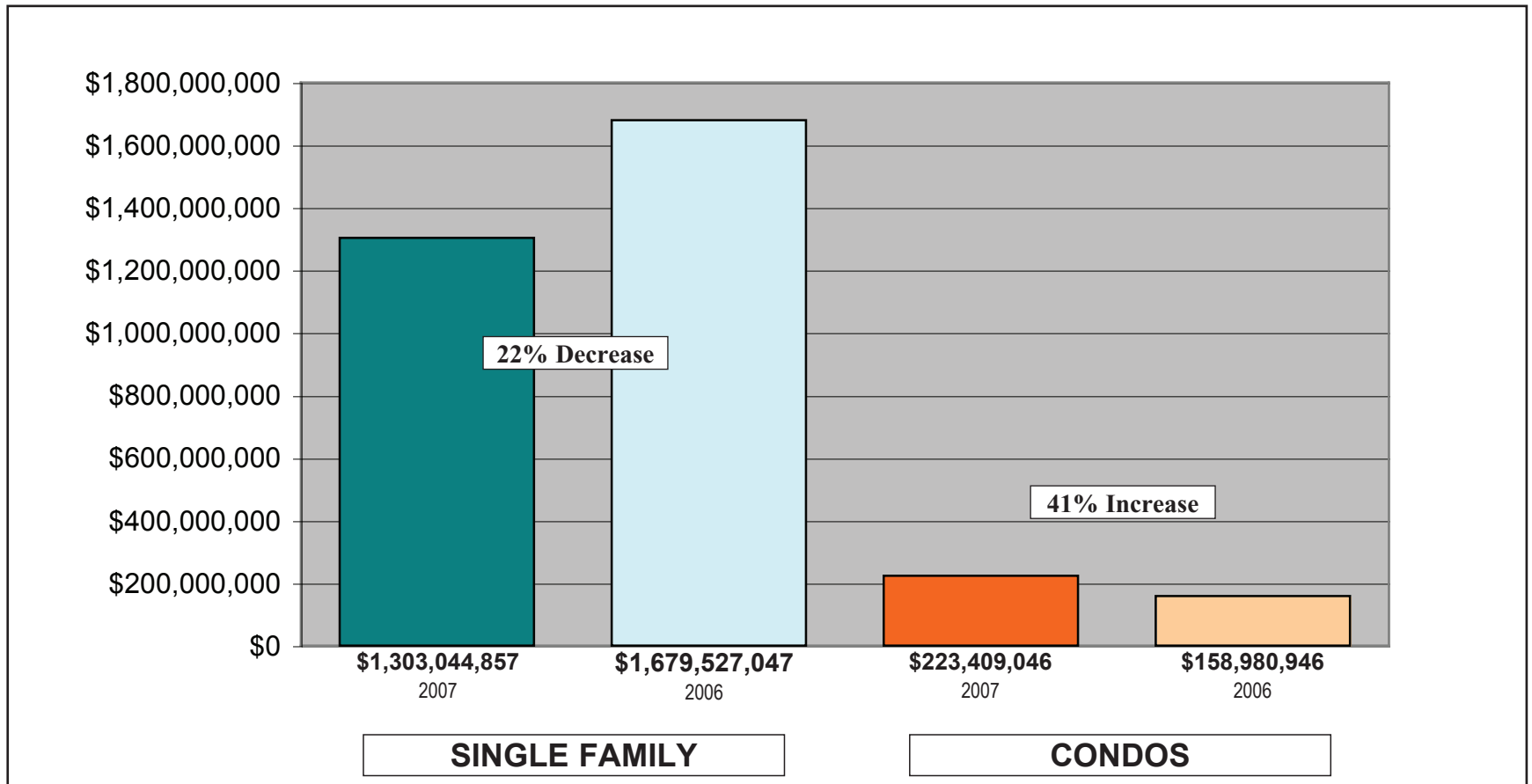


RENO SPARKS

SALES VOLUME 2007 vs 2006

January 1 thru December 31

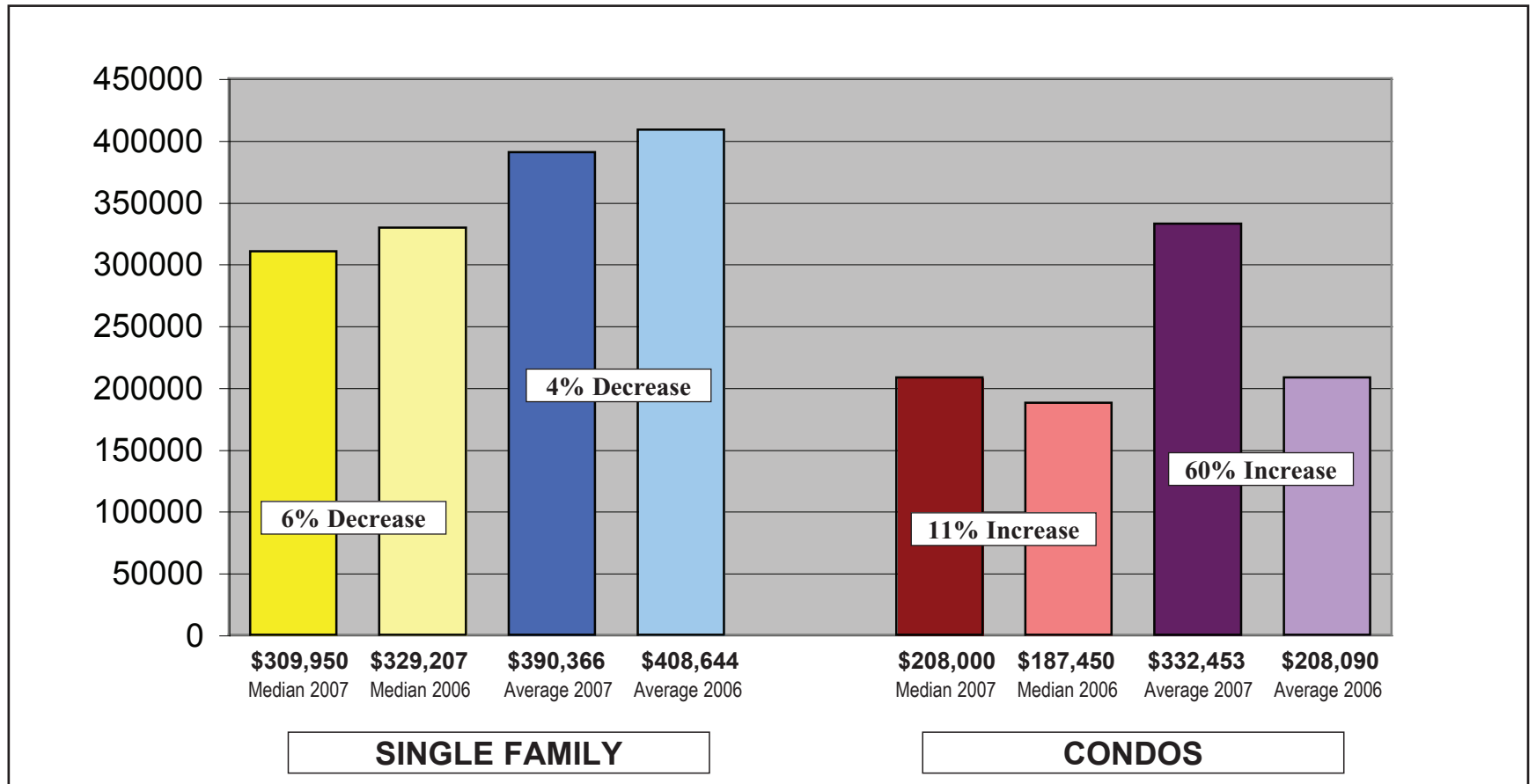


Information gathered from Incline Village, Tahoe Sierra, Sierra Nevada, NNRMLS and South Lake Tahoe Board of Realtors MLS 12/31/07

RENO SPARKS

MEDIAN & AVERAGE PRICE 2007 vs 2006

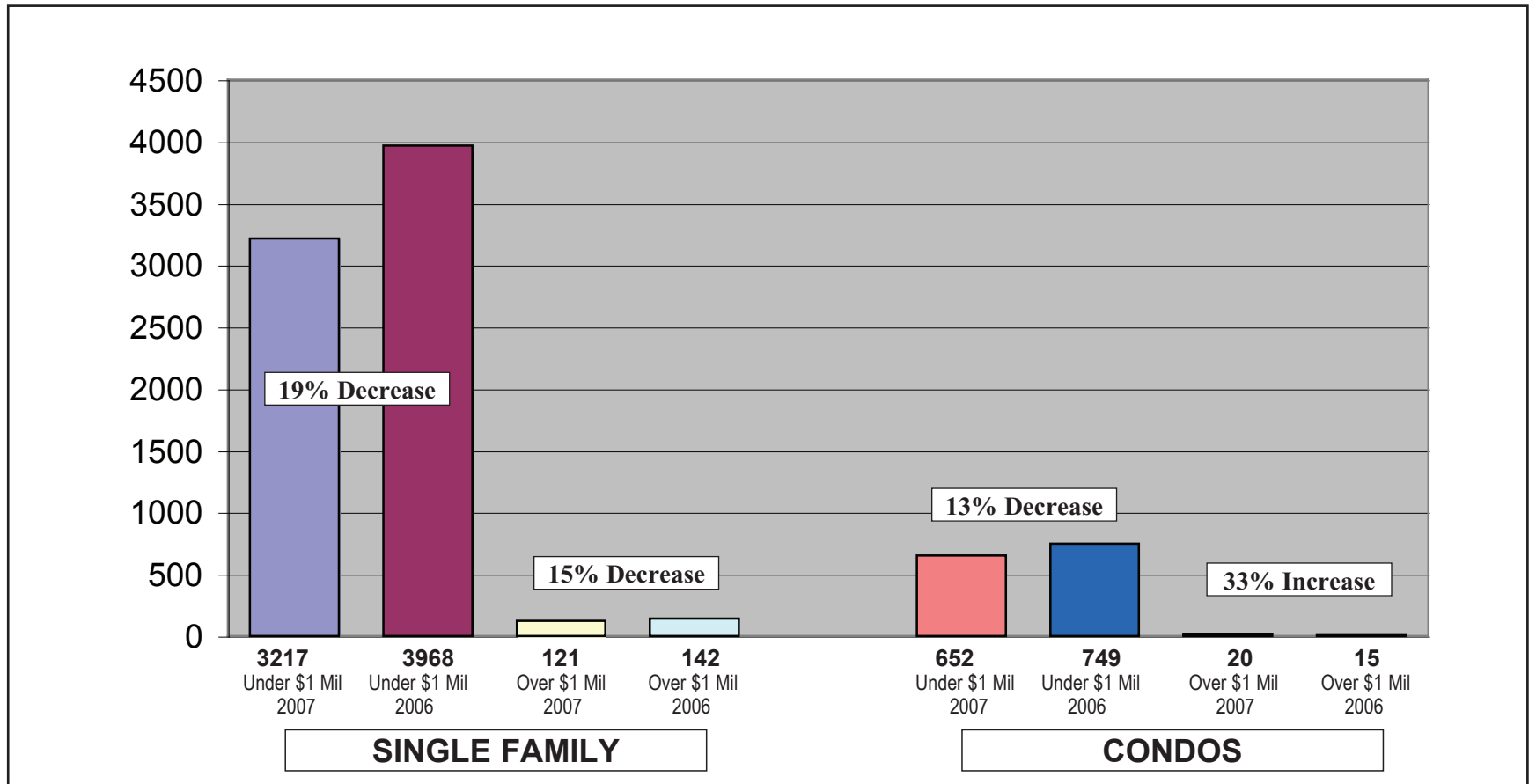
January 1 thru December 31



RENO SPARKS

UNITS SOLD 2007 vs 2006

January 1 thru December 31



CHASE INTERNATIONAL

YEAR END REVIEW 2007 vs 2006

January 1 thru December 31

SINGLE FAMILY

RENO - Single Family

Volume	\$1,303,044,857	\$1,679,527,047	-22%
Units	3338	4110	-19%
Median Price	309,950	329,207	-6%
Average Price	390,366	408,644	-4%
Units Under \$1 Mil	3217	3968	-19%
Units Over \$1 Mil	121	142	-15%

CARSON VALLEY - Single Family

Volume	\$210,757,271	\$290,858,176	-28%
Units	493	613	-20%
Median Price	369,800	395,000	-6%
Average Price	427,499	474,483	-10%
Units Under \$1 Mil	483	594	-19%
Units Over \$1 Mil	10	19	-47%

CONDOS

RENO - Condos

Volume	\$223,409,046	\$158,980,946	41%
Units	672	764	-12%
Median Price	208,000	187,450	11%
Average Price	332,453	208,090	60%
Units Under \$500	652	749	-13%
Units Over \$500	20	15	33%